

ELCAD

The power of 7

ELCAD 7 - Engineering
to the highest power



Let's make engineering easy!

 **AUCOTEC**

Smarter,

High End Engineering System

ELCAD 7 is the ultimate professional CAE system. It covers every aspect of the work process, helping you deliver electrical solutions more quickly and efficiently - from project planning for machine construction to engineering process control plants.

ELCAD 7 makes complex processes easy. It integrates seamlessly with your existing IT environment and works with whatever application you are running to deliver trouble-free data exchange. ELCAD 7 automates virtually all routine functions to minimise project planning times, increase efficiency and deliver decisive cost savings.

Incorporating changes based on expert feedback from earlier versions, ELCAD 7 delivers the most practical and effective electrical working environment ever. It delivers future-proof working through 100% compatibility from version to version to ensure your technology investment is permanently secure.

The continuous success of AUCOTEC products has been fully proven over 16 years with 28,000 licences installed.



ELCAD 7 - Industry leading performance characteristics

Basic functions:

- Graphical editor to produce diagrammatical sections
- Online referencing techniques
- Navigation through all project data
- Drawing and revision management
- Batch functions
- Internal and external copying functions
- Symbol editor
- Free toolbar and user interface configuration
- Complete IEC data model with symbol libraries
- Standard circuits and extensive updated sample projects
- Multi-lingual interface and data
- Freely scalable graphics output through standard WINDOWS drivers or special graphics drivers

Documentation module:

Fully automatic preparation of

- parts lists
- device lists
- tables of contents
- terminal lists
- connection to device master databases

Cable module:

- Alphanumeric and graphic planning of cables and cable runs
- Derived documentation in form of cable and cable assignment list

Switch cabinet layout and switch cabinet wiring:

- Automatic removal from parts list and semi-automatic placing function
- Automatic length calculation and transfer into the wiring list

Integration modules:

- SAP R/3 integration
- EDM/PDM integration
- Innovative data server technology

Interfaces:

Graphical interfaces

- DXF/DWG on the logic level
- VNS with planning intelligence
- TIFF for transfer to archiving systems
- PDF (single page) for transfer to archiving systems
- PDF (multi page) for customer documentation

Freely configurable data interfaces

- CSV file format
- XLS format
- MDB format
- Random databases through ODBC driver

electrical
engineering


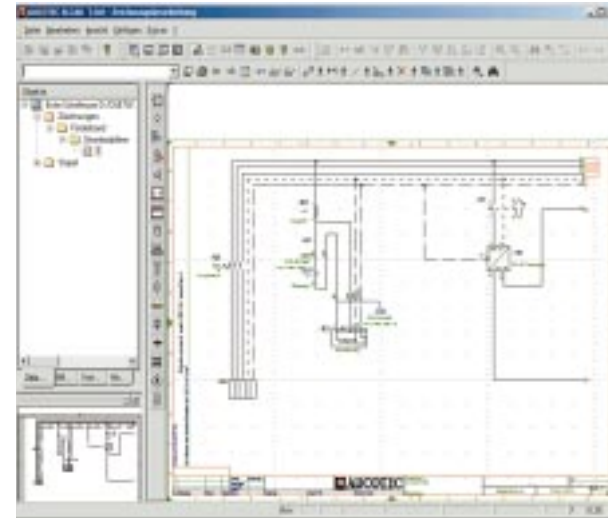




Project Planning on Workflow Basis

Based on the life cycle of electrical machines and plants, ELCAD 7 brings intelligent working and the tools you need to support every phase of a project - from automatic circuit diagram generation in ELCAD*module* and special automation solutions generated with the ELCAD command language right through to ELCAD*archive* for the archiving of your project data, ELCAD*view* as an intelligent documentation tool, and AUCOTEC*view* for the documentation of your customers.

Automated functions reduce the time it takes to deliver your project, enabling you to work more flexibly and achieve greater success in the market.



With ELCAD 7, AUCOTEC gives you an engineering system with a complete range of customisable project planning functions with high levels of automation. Compatible with all your existing applications, it ensures effective working both for you and your business partners.

faster,

Intuitive Handling

A modern interface with a familiar Windows style makes ELCAD 7 easy to use.

Software ergonomics in ELCAD 7, however, go far beyond the handling of individual elements. ELCAD was the first electric CAE system to be available for the Windows operating system. Today, ELCAD 7 has evolved to deliver the ideal combination of information presentation, fast data manipulation and intelligent support for each step.

For AUCOTEC, intuitive handling is more than delivering a Windows look and feel. ELCAD 7 is an engineering tool which sets new standards in software ergonomics.

Our wealth of experience with the application combined with an in depth understanding of the engineering process has led to the development of tools which are "on hand" just when you need them. Object orientation means that appropriate functions are available according to the object and the current editing situation. Tree views for hierarchical structures, tabular editing such as spreadsheets for fast manipulation of large data volumes, and object-related menus - also available in graphical editing mode - are just some of the components which make ELCAD 7 an intelligent engineering tool.

Automatic Revision Management

Electrotechnical documents are far more than drawings, for which it would be enough to record the last modification date. They are characterised by a high degree of networking between different users. ELCAD automatically updates modifications in one drawing wherever it affects references in other drawings.

With one push of a button ELCAD 7's automatic revision management recognises all modifications in documents, not just those made by a particular user, but also those generated automatically and those created by tabular editing.

ELCAD 7 automatically decides whether a new revision has to be generated for a drawing or not. You can request a log which clearly marks all modifications compared to a random comparative status. Furthermore, with ELCAD 7, revision marking can be adapted entirely to your corporate standards - this is standard ELCAD philosophy.



electrical engineering

Integrated Solutions

For today's applications, seamless integration into the corporate structure is just as important as performance.

ELCAD 7 works in close co-operation with all other tools:

- Office integration by bi-directional XLS and MDB interfaces.
- Access to random external databases via ODBC.
- Unique data server technology permits fully automatic access to all data via other applications managed by ELCAD.

ELCAD 7 is ideal for integration across accounting, warehousing, ERP, PPS etc.


Switch Cabinet Wiring

ELCAD automatically analyses the wiring of all components using the information contained in the circuit diagrams. It also delivers proven mechanical layout planning of switch cabinets.

Switch cabinet wiring combines two fields of information. Using logical wiring information, the wiring routes can be determined individually in the switch cabinet layout or can be generated automatically, optimising the route as part of the process.

As a result, you gain the best possible preparation for production:

- automatic length determination of all wires
- transfer into the wiring list
- transfer to automatic plants for ready-made wire production
- administration of cross-sections, colours, numbers
- presentation and "ticking off" of all wire connections in production
- assistance in switch cabinet assembly



ELCAD - Engineering to the highest power


ELCAD is the leading electrical CAE reference system, and is trusted by major organisations including: Gildemeister AG, Heidelberger Druckmaschinen AG, Hauni Maschinenbau AG, König & Bauer AG or Siemens AG with the VT, EV and ATD Divisions.

AUCOTEC is the industry's largest independent supplier of CAE solutions. Future proofing ensures every version is compatible with the next release and has been from the very first version. Again and again we have set new standards, such as the first portability of our CAE system under Windows, the first certified SAP interface and in the multiple integration of EDM/PDM systems.

With all the functions you need combined in one product, ELCAD 7 is far and away the most technologically advanced system for planning and documentation in electrical engineering - now and in the future.

Add to this the best software ergonomics, limitless integration and features, such as automatic revision management and switch cabinet wiring, make ELCAD 7 a unique product, unrivalled by any other electrical engineering system.

**ELCAD 7 is packed with benefits.
Try it for yourself.**



easier

electrical engineering

Online Tutorial

ELCAD 7 is simple to learn and comes with its own Computer Based Training. Whether beginner, intermediate or advanced user, everything you need to know is demonstrated directly by the system and arranged into clear lessons.

You can also develop skills to optimise the use of ELCAD through stepped training sessions run by our qualified trainers. We offer standard training sessions as well as in-house training courses tailored to your needs.



AUCOTEC AG

Oldenburger Allee 24 • D-30659 Hanover

Telephone +49 511 6103-0

Telefax +49 511 614074

www.aucotec.com